

Second Quarter 2025

Truist Foundations & Endowments Specialty Practice

Asset Class Returns / Market Snapshot – June 30, 2025

EQUITY ASSET CLASSES Total Return	2Q25	YTD	1 Yr
MSCI ACWI (Global Equity)	11.53	10.05	16.17
US Large Cap (S&P 500)	10.94	6.20	15.16
US Large Cap Equal Weight (S&P 500 Eq Wt)	5.41	4.71	12.49
US Large Cap Growth (R1000 Growth)	17.84	6.09	17.22
US Large Cap Value (R1000 Value)	3.79	6.00	13.70
US Mid Cap (Russell Mid Cap)	8.53	4.84	15.21
US Small Cap (R2000)	8.50	-1.79	7.68
International Developed Equity (MSCI EAFE)	11.78	19.45	17.73
International Emerging Mkts (MSCI EM)	11.99	15.27	15.29

FIXED INCOME ASSET CLASSES Total Return	2Q25	YTD	1 Yr
Core Fixed Income (BBg Aggregate)	1.21	4.02	6.08
US Government (BBg US Govt)	0.85	3.79	5.31
Investment Grade Corporates (BofA US Corp)	1.79	4.20	7.03
High Yield Corporates (BofA US High Yield)	3.53	4.57	10.29
US Mortgage-Backed Secs (BBg US MBS)	1.14	4.23	6.52
Non-US Fixed Income (BBg Global Aggregate)	4.52	7.27	8.91

OTHER ASSET CLASSES Total Return	2Q25	YTD	1 Yr
REITs (FTSE Nareit All Equity REITS)	-0.93	1.80	9.20
Commodities (Bbg Commodity)	-3.08	5.53	5.77
Gold (S&P GSCI Gold)	5.22	24.39	39.80
Cash (30-Day US T-Bill)	1.04	2.07	4.68

Rates (%)	6/30/25	3/31/25	12/31/24	9/30/24	6/28/24
Fed Funds Target	4.50	4.50	4.50	5.00	5.50
T-Bill, 3-Month	4.28	4.29	4.31	4.61	5.36
2-Year Treasury	3.71	3.89	4.24	3.64	4.72
5-Year Treasury	3.78	3.95	4.38	3.56	4.34
10-Year Treasury	4.22	4.21	4.57	3.78	4.37
30-Year Treasury	4.78	4.58	4.78	4.12	4.53
Bloomberg Aggregate (YTW)	4.51	4.60	4.91	4.23	5.00
Bloomberg Municipal Bond Blend 1-15 Year	3.52	3.50	3.47	3.00	3.49
Bloomberg US High Yield	7.06	7.73	7.49	6.99	7.91

Currencies	6/30/25	3/31/25	12/31/24	9/30/24	6/28/24
Euro (\$/€)	1.17	1.08	1.04	1.12	1.07
Yen (¥/\$)	144.45	149.54	157.16	143.04	160.86
Pound (\$/£)	1.37	1.29	1.25	1.34	1.26

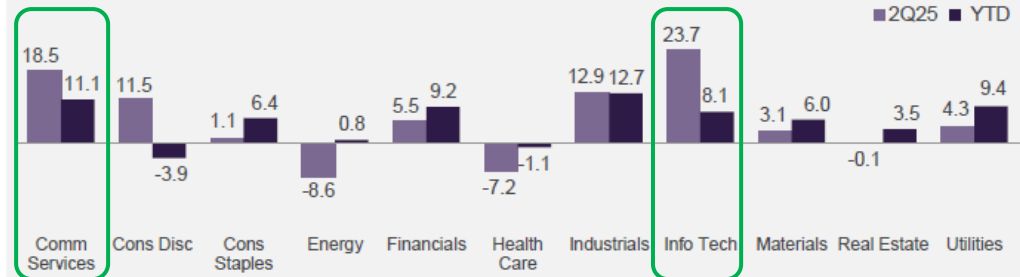
Commodities	6/30/25	3/31/25	12/31/24	9/30/24	6/28/24
Crude Oil (WTI)	65.11	71.48	71.72	68.17	81.54
Gold	3,308	3,150	2,641	2,659	2,340

Volatility	6/30/25	3/31/25	12/31/24	9/30/24	6/28/24
CBOE VIX	16.73	22.28	17.35	16.73	12.44

U.S. Style - Total Returns (S&P indexes)

	Value	YTD	Core	Growth
Large	3.28	6.20	8.86	
Mid	-0.11	0.20	0.48	
Small	-7.65	-4.46	-1.29	

S&P 500 Sector - Total Returns



Reflections and Outlook on the Current Environment

1H2025: Powerful V-Shaped Equity Returns

Despite concerns surrounding tariffs, geopolitical tensions, and political uncertainty, the U.S. stock market powered through 2Q25 with a V-shaped recovery, reclaiming an all-time high in one of the fastest rebounds on record.

After 1Q25's worst quarterly performance since 2022 (-4.3%), the S&P 500 turned in its best quarterly return since 2023 in 2Q25, gaining +10.9%. YTD, U.S. Large Caps are up 10.1%. In 2Q, large Growth stocks, +17.8%, had the greatest impact on the S&P's return, while Value rose a mere +3.8. YTD, however, both Growth and Value are +6%, illustrating their 1Q / 2Q reversals.

In 2Q25, size mattered. The Equal Weight S&P 500 turned in a paltry-by-comparison +5.4% while Mid- and Small-Caps each rose +8.5%, all lagging the mega-cap-driven S&P 500.

International Equities delivered back-to-back strong quarters. International Developed and Emerging Markets each gained nearly 12% in 2Q25, and are up +19.5% and +15.3%, respectively, YTD. The weak U.S. Dollar has been the largest factor in their relative outperformance over U.S. equities.

Core Fixed Income provided a respectable gain of +1.2% in 2Q and is up +4.0% YTD. The 10-year Treasury yield ended the quarter unchanged at 4.22%, despite an intra-quarter trading range of 4.01% to 4.53%.

Throughout 1H25 we continued to lean on our weight-of-the-evidence framework, an approach that blends historical context, macro/business cycle analysis, and market fundamentals.

2H2025 Outlook: Opportunities, Uncertainty

Markets have moved in near lockstep with policy uncertainty this year. The recent de-escalation in tariffs has helped ease recession fears, but the lack of long-term clarity remains a risk as any renewed escalation could quickly shift sentiment.

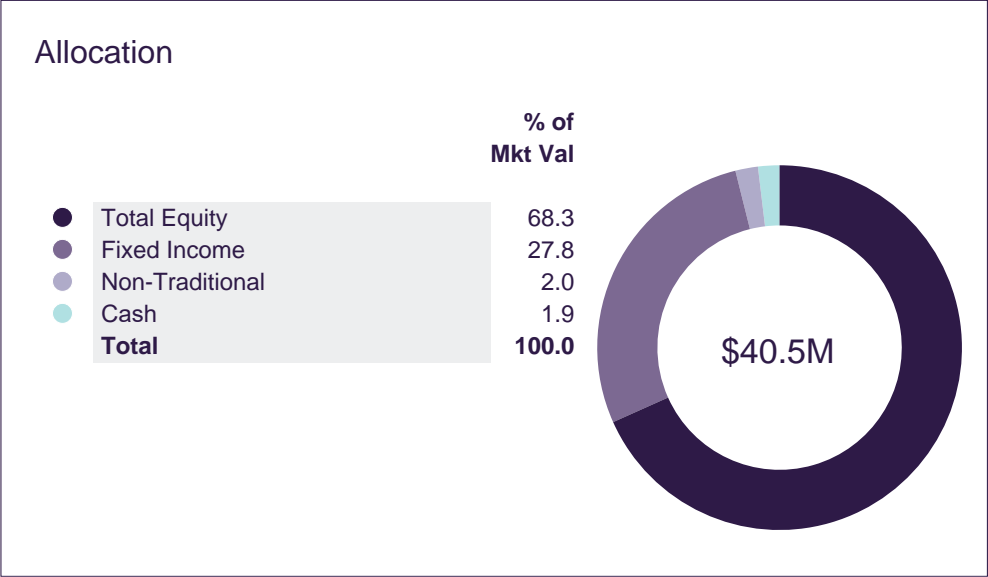
The U.S. economy is still expected to muddle through. Our base case for 2025 economic growth remains +1.3%. The labor market is cooling and consumer activity has held up modestly well.

We believe the Federal Reserve will cut interest rates this year, but the timing will depend on further clarity regarding tariff effects on inflation and growth in order for the Fed to move.

Within Equities, we are currently positioned with a U.S. large cap bias, particularly segments underpinned by robust earnings momentum, favorable technicals, and meaningful exposure to the ongoing artificial intelligence (AI) growth story. **International Equities** have benefited from a weaker U.S. dollar and catchup after decades of relative underperformance rather than improving fundamentals. As such, we remain below-neutral in international.

In Core Fixed Income, we maintain a neutral portfolio duration and higher quality bias which are expected to provide adequate risk-return ballast in our clients' balanced portfolios.

Our disciplined process has rewarded client portfolios over the long run. Ongoing concerns regarding trade policies, economic growth, and inflation into the second half of 2025 will likely test investor conviction but will also provide tactical opportunities for our clients' portfolios.



Selected Period Performance

	Market Value	2Q25	Year to Date 6.30.25	1 Year	3 Years	5 Years	Inception to Date 06/01/2016	*Standard Deviation
EPISCO DIO DIT - GROSS	40,515,256	7.31	6.50	10.94	12.05	9.25	9.26	PORT 11.77
BENCH: 70/30 MSCI World IMI BB Agg		8.35	7.77	13.10	13.06	9.68	8.70	Bench 12.52

Foundations and Endowments Specialty Practice

Truist Foundations & Endowments Northeast Regional Investment Management Team



Michael Sahakian
Senior Vice President,
Regional Practice Leader



Dianne Manges, CFA
Senior Vice President,
Senior Investment Advisor



Christopher Komosa, CFA
Senior Vice President,
Senior Investment Advisor



Craig A. Robinson
Senior Vice President,
Senior Investment Advisor



Brian McGettigan, CEPA
Senior Vice President,
Senior Investment Advisor



James Molleca, CTFA
Senior Vice President,
Director of Client Service




Laura Galaida
Senior Vice President,
Director of Client Service




Susan Cassidy, CMFC
Vice President,
Client Manager



Mani Grant, CFP
Vice President,
Client Manager



David Nicosia
Senior Vice President,
Business Development Officer



Carter Govan
Portfolio Analyst



Overview: [Truist Foundations and Endowments Overview](#)
Resources: [Truist Foundations and Endowments - Nonprofit Thought Leadership](#)

Important Disclosures

Truist Foundations and Endowments Specialty Practice

Banking and trust products and services are provided by Truist Bank, F/K/A SunTrust Bank or BB&T (“Truist Bank”). Truist Bank may use or offer the services of affiliate companies as well as third party entities to achieve your banking and investment objectives. Where applicable, any affiliations and all pertinent provider information will be disclosed in accompanying agreements and prospectuses.

Truist Bank, its affiliates, officers, agents, and employees are not authorized to give legal, tax or accounting advice. Only an attorney can draft legal documents, provide legal services and give legal advice. Clients of Truist should retain their own legal counsel, tax advisor, or accountant regarding such legal, tax or accounting matters before entering into any transaction. In addition, employees and agents of Truist Bank and its affiliates are not authorized to practice law, and, therefore, cannot prepare wills, trust agreements, or other estate planning or legal documents.

These materials are educational in nature. The implications and risks of a transaction may be different from client to client based upon each client’s unique financial circumstances and risk tolerances.

Securities and Insurance Products and Services: Are not FDIC or any other Government Agency Insured, Are not Bank Guaranteed, May Lose Value

Truist Bank and its affiliates do not accept fiduciary responsibility for all banking and investment account types offered. Please consult with your Truist Bank representative to determine whether Truist Bank and its affiliates have agreed to accept fiduciary responsibility for your account(s) and you have completed the documentation necessary to establish a fiduciary relationship with Truist Bank or an affiliate.

© 2021 Truist Financial Corporation. Truist, BB&T®, SunTrust®, the SunTrust logo, the BB&T logo, and the SunTrust logo are service marks of Truist Financial Corporation. All rights reserved.

